

# **SERIES DPR - 600 TOOL CARRIER**

**PARTS  
AND  
OPERATER  
MANUAL**

**Demountable  
Tool Bar  
Carries a  
Variety  
of Tools  
10 and 15 ft  
Tool Bars**

**Domries Enterprises, Inc**

**12281 Rd 29**

**Madera, California 93638**

**Phone (559) 673-9143 Fax (559) 673-4110**

**Visit our Web-Site at [www.domriesentinc.com](http://www.domriesentinc.com)**

## **IMPORTANT! PLEASE READ!**

### **TO OUR CUSTOMER – USER’S RESPONSIBILITY – WARRANTY**

#### **TO OUR CUSTOMER**

The following pages and illustrations are printed to help supply you with the knowledge to better operate and service your new **DOMRIES** equipment.

We are proud to have you as a customer and feel you will be proud to be a **DOMRIES** owner.

Any piece of equipment needs, and must have a certain amount of service and maintenance to keep it in top running condition. We have attempted to cover all the adjustments required to fit most conditions; however, there may be times special care must be taken to fit a condition.

**Study this operator’s manual carefully and become acquainted with all the adjustments and operating procedures before attempting to operate your new equipment.** Remember, it is a machine and has been designed and tested to do an efficient job in most operating conditions and will perform in relation to the service it receives.

If special attention is required for some conditions, ask your **DOMRIES** dealer; his Parts and Service Organization will be glad to help and answer any question on operation and service of your new machine.

#### **ATTENTION! BECOME ALERT!**

#### **YOUR SAFETY IS INVOLVED**

This symbol is used to call your attention to safety precautions that should be followed by the operator to avoid accidents. When you see this symbol – Heed Its Warning.

#### **USER’S RESPONSIBILITY**

It is the responsibility of the user to read the Operator’s Manual and understand the safe and correct operating procedures as pertains to the operation of the product, and to lubricate and maintain the product according to the maintenance schedule in the Operator’s Manual.

The user is responsible for inspecting his machine and for having parts repaired or replaced when continued use of the product would cause damage or excessive wear to other parts. It is the user’s responsibility to deliver his machine to a **DOMRIES** dealer, for service or replacement of defective parts which are covered by the standard warranty. When requesting warranty service, you present your copy of delivery record.

**MODEL#** \_\_\_\_\_

**SERIAL#** \_\_\_\_\_



## Safety Precautions

**ATTENTION! BECOME ALBERT!  
YOUR SAFETY IS INVOLVED!**

**This symbol is used to call your attention to safety precautions. That should be followed by the operator to avoid accidents. When you see this – Heed Its Warning.**

**Many hours of lost time and much suffering is caused by the failure to practice simple safety rules.**

1. **READ** this manual carefully to acquaint your - self with the Disk Harrow. Opening unfamiliar equipment can cause accidents.
2. **LOWER IMPLEMENT** if possible, when adjusting maintenance work; otherwise **BLOCKS IT SECURELY** at a workable height.
3. When Implement and tractor are parked always lower disk to the ground and place a **FLAG OR OTHER WAARMING DEVICE** on each corner as someone could run or bump into the implement.
4. Implement should be **DETACHED ONLY** in an area where Children **DO NOT PLAY**.
5. **DO NOT** wear loose fitting clothing that could catch on various parts.
6. Machinery should be **OPERATED ONLY** by those who are **RESPONSIBLE AND DEEGATED** to do so.
7. **ONLY ONE PERSON** – the operator – should be permitted on the tractor when implement is in operation, he should be thoroughly familiar with tractor and implement.
8. **MAKE CERTAIN** that everyone is in clear before starting tractor and implement combination.
9. **BEFORE WORKING** under the any hydraulically controlled unit IS SURE it is **SECURELY BLOCKED**.
10. The **RATE OF SPEED** on hillsides or curves should be regulated so there is no danger of tipping.
11. **DO Not** drive too close to the edge of a ditch or creek.
12. **REDUCE SPEED** when transporting unit to avoid bouncing and momentary loss of steer ability.
13. **MAKE CERTAIN** tractor is equipped with sufficient front end weight to counter-balance the plow weight and maintain stability of front of tractor.
14. **DO NOT** attempt to operate tractor and implement unless you are in the diver seat.
15. **ALWAYS** place transmission in **PARK or NEUTRAL, LOCK BRAKES,STOP ENGINE AND REMOVE START KEY** before dismounting from the tractor.
16. **NEVER** stand between tractor and disc when hitching.
17. **PROVIDE** a first aid kit. Treat all scratches, cuts, etc. with proper antiseptic immediately.
18. If **DECALS** become damaged or come off, they should be replaced immediately.
19. **REMEMBER** that safe operation is no accident.

## ON HIGHWAY OPERATION

1. Use the **SLOW MOVING** vehicle emblem in daytime and approved warning lights at night, or during other periods of poor visibility, to prevent highway accidents.
2. **COMPLY** with Local highway regulation concerning moving machinery on highways.
3. **MAINTAIN** complete Control of machines at all times when traveling on the highway.
4. Due to the width of the implement, **US EXTRA CAUTION** on highways, far lanes and when approaching gates.

**Domries Enterprises, Inc.**

12281 Road 29  
Madera, CA 93637



**Phone (559) 673-9143**

**Fax (559) 673-4110**

**www.domreisentinc.com**

## **WARRANTY**

Domries warrant's all products of it's manufacture to be free of defects in material and workmanship under normal usage and maintenance for the period of one year from the date of delivery to the original purchaser.

### **RETURN GOODS**

Domries shall have the option of requiring the prepaid return of any parts claimed defective, however, No parts shall be returned without Domries warranty form with good authorized number. Goods shall be returned to such location as shall be designed by Domries.

Domries will at it's option, either repair or replace, F.O.B. Domries factory. Such parts as appear to to Domries upon inspection, to have been defective in materials and/or workmanship. Wearing parts that are determined to be defective are subject to an adjustment based upon useful life.

### **REPAIRS**

Any field or repairs must have the authorized repair number from Domries before any work is done. Claim for warranty must be made with a Domries warranty form and repair number.

Domries will not accept any charged other than its direct Dealer shop labor costs and part required to remedy such parts and/or workmanship at its Dealer place of business. The WARRANTY specifically excludes any charges for delivery, transportation, and/or shipping cost.

If the dealer is requested by the customer to travel or haul the machine to his shop or repair shop for the purpose of preforming a warranty obligation or free inspection, it would be for the customers convenience, and the cost of such a trip is to be paid by the customer. Any arrangement whereby the Dealer agrees to absorb all or a part of the cost is to be made between the Dealer and the Customer. To be considered a courtesy to the Customer by their Dealer.

### **LIMITED WARRANTY**

Outside purchase equipment and accessories (not of Domries manufacture) are warranted only to the extent of the original manufacture's warranty to Domries.

Item limited - Hydraulic cylinders and hose - Bearings - Disc Blades - Wheels - Tires - Tubes - Seals.

No Warranty shall be paid by Domries before the part or parts and labor have been paid to Domries by the manufacturer. Domries shall then compensate the dealer or customer.

### **NO WARRANTY**

(1) New product that has been subjected to operation in excess in recommended capacities, misused, negligence, lack of maintenance or accident or have been altered or repaired in any manner not authorized by Domries.

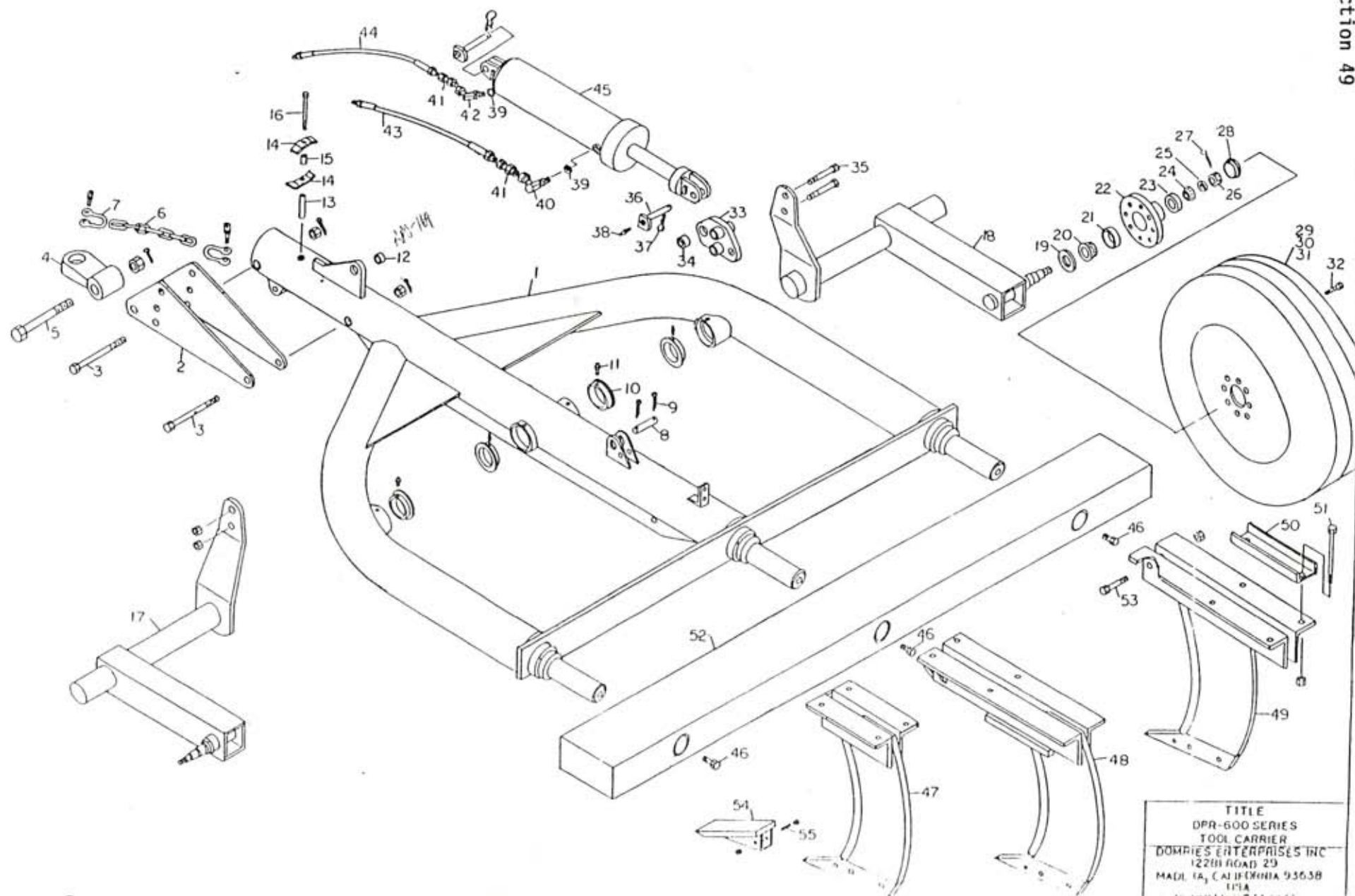
(2) Sharp turns while machine is ground void warranty, with the exception of a drag disc.

Domries shall in no event be responsible for any delay or any other consequential or indirect damage in connection with fulfilling any obligation under this WARRANTY.

Domries reserves the right to make change at any time in designs, materials and/or specifications of it's product without becoming liable or obligated in any way to make similar changes in previously manufactured products.

This WARRANTY IS IN LIEU OF ALL OTHER WARRANTIES COVERING DOMRIES PRODUCTS and no other Warranties expressed or implied are made or authorized by Domries Enterprises, Inc.

This WARRANTY BECAME EFFECTIVE with shipments made on or after August 1st 1998



TITLE  
 DPR-600 SERIES  
 TOOL CARRIER  
 DOMPES ENTERPRISES INC  
 12200 ROAD 29  
 MADRID, CALIFORNIA 93638  
 U.S.A.

**DPR-600**  
**TOOL CARRIER**  
**Parts List**

Ref No	Parts No.	Description	Wt.
1	RPO-260	Frame Assy.	
2	RPO-261	Head Block	43 lbs
3	RPO-215	Bolt Assy. – Head Block	6 lbs
	N112	Nut – 1 ½"	
	CP38212	Cotter Pin – 3/8"x 2 ½"	
4	RPO-262	Hitch	21 lbs
5	RPO-216	Bolt Assy. – Hitch	8 lbs
	N134	Nut – 1 ¾"	
	CP383	Cotter Pin – 3/8" x 3"	
6/7	OFN-TC-A	Tow Chain Assy. – 4'	20 lbs
8	RPO-264	Pin – Transport	1 lb
9	CP142	Cotter Pin – ¼" x 2"	
10	RPO-265	Bushing – Axle	2 lbs
11	RPO-385	Zerk – Bush Axle	
12	RPO-169	Bushing	
13	RPO-259	Bushing – Spacer	.2 lbs
14	RPO-233	Clamp – Hose	.5 lbs
15	RPO-263	Bushing – Spacer	.3 lbs
16	CS122-5	Bolt – ½" NC x 2	.2 lbs
17	RPO-268	Anchor & Crank Assy. – L.H.	226 lbs
18	RPO-267	Anchor & Crank Assy. - L.H.	226 lbs
19	RPO-144	Seal Hub	
20	RPO-146	Cone – Bearing Inner	1 lb
21	RPO-145	Cup – Bearing Inner	.5 lbs
22	RPO-163	Hub W/ Cups	23 lbs
23	RPO-147	Cup – Bearing Outer	.5 lbs
24	RPO-148	Cone – Bearing Outer	.7 lbs
25	RPO-159	Washer – Spindle	
26	SN78-F	Slotted Nut – 7/8 NF	
27	CP3162	Cotter Pin – 3/16" x 2	
28	RPO-151	Dust Cap	.5 lbs
29	RPO-276	Wheel – 20 x 7, 8(9/16)	34 lbs
30	RPO-360	Tire – Rib Implement, 7.50	34 lbs

**DPR-600**  
**TOOL CARRIER**  
**Parts List**

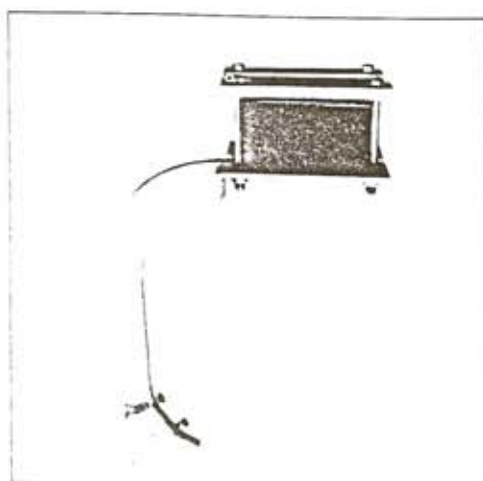
Ref No	Parts No.	Description	Wt.
1	RPO-260	Frame Assy.	
2	RPO-261	Head Block	43 lbs
3	RPO-215	Bolt Assy. – Head Block	6 lbs
	N112	Nut – 1 ½"	
	CP38212	Cotter Pin – 3/8"x 2 ½"	
4	RPO-262	Hitch	21 lbs
5	RPO-216	Bolt Assy. – Hitch	8 lbs
	N134	Nut – 1 ¾"	
	CP383	Cotter Pin – 3/8" x 3"	
6/7	OFN-TC-A	Tow Chain Assy. – 4'	20 lbs
8	RPO-264	Pin – Transport	1 lb
9	CP142	Cotter Pin – ¼" x 2"	
10	RPO-265	Bushing – Axle	2 lbs
11	RPO-385	Zerk – Bush Axle	
12	RPO-169	Bushing	
13	RPO-259	Bushing – Spacer	.2 lbs
14	RPO-233	Clamp – Hose	.5 lbs
15	RPO-263	Bushing – Spacer	.3 lbs
16	CS122-5	Bolt – ½" NC x 2	.2 lbs
17	RPO-268	Anchor & Crank Assy. – L.H.	226 lbs
18	RPO-267	Anchor & Crank Assy. - L.H.	226 lbs
19	RPO-144	Seal Hub	
20	RPO-146	Cone – Bearing Inner	1 lb
21	RPO-145	Cup – Bearing Inner	.5 lbs
22	RPO-163	Hub W/ Cups	23 lbs
23	RPO-147	Cup – Bearing Outer	.5 lbs
24	RPO-148	Cone – Bearing Outer	.7 lbs
25	RPO-159	Washer – Spindle	
26	SN78-F	Slotted Nut – 7/8 NF	
27	CP3162	Cotter Pin – 3/16" x 2	
28	RPO-151	Dust Cap	.5 lbs
29	RPO-276	Wheel – 20 x 7, 8(9/16)	34 lbs
30	RPO-360	Tire – Rib Implement, 7.50	34 lbs

**DPR-600  
TOOL CARRIER  
Parts List**

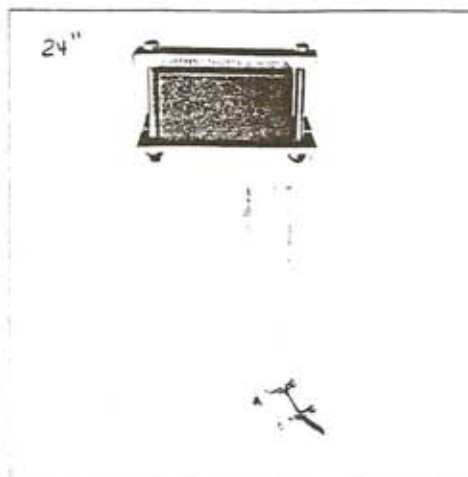
Ref No.	Parts No.	Description	Wt.
31	RPO-361	Tube – For 7.5 – 20 Tire	5 lbs
32	RPO-168	Bolt – Wheel, 9/16 NF	.2 lbs
33	RPO-266	Anchor Assy.	11 lbs
34	RPO-173	Bushing – Hardened	.3 lbs
35	CS1147-5	Bolt – 1 ¼" NC	3.1 lbs
	N114	Nut – 1 ¼" NC	
	LW114	Lock Washer – 1 ¼"	
36	RPO-184	Pivot Pin – Cylinder	1.5 lbs
37	CP516134	Cotter Pin – 5/16" x 1 ¾"	
38	7000	Grease Zerk – Cylinder, 1/8 Npt	
39		O-Ring – Cylinder	
40		Adapter, 90 Degree Union	
41		Adapter, Straight Union	
42		Adapter, 45 Degree Union	
43		Hose, 90" Lg.	
44		Hose, 68" Lg.	
45	RPO-275	Hydraulic Cylinder – 6"b x 20" stroke	175 lbs
46	CS1142F-8	Bolt – 1 ¼", NF x 2" Lg., GR-8	1.5 lbs
47	RPO-272	36" Subsoiler Std – Ctr Mtg.	268 lbs
48	RPO-273	36" Subsoiler Std.- Shrt Mtg.	230 lbs
49	RPO-274	36 Subsoiler Std. – Long Mtg.	300 lbs
50	RPO-271	Clamp – Subsoiler Std.	14 lbs
50A	RPO-287	Shim Clamp	2 lbs
51	CS19-8	Bolt – 1" NC x 9" Long, Grade 8	2.5 lbs
	LW1	Lock Washer – 1"	
	N1	Nut – 1" NC Hex	
52	RPO-282	120" Tool Bar	626 lbs
52	RPO-283	180" Tool Bar	926 lbs
53	CS1144-5	Bolt – 1 ¼" NC x 4' Long, Grade 5	2 lbs
	N114	Nut – 1 ¼" NC, Hex	
	LW114	Lock Washer – 1 ¼"	
54	RPO-284	Shoe Weldment – 36"Subsoiler	15 lbs
55	CS383-5	Bolt – 3/8" x 3" Lg., Grade 5	

**DPR-600  
TOOL CARRIER  
Parts List**

Ref No	Parts No.	Description	Wt.
	LN38	Lock Nut – 3/8 NC, Hex	
56	RPO-269	Spindle ( Weld In )	17
57	OFN-SMVS	Slow Moving Vehicle Sign	
		Optional Accessories For Tool Carrier	
	RPO-600	Chisel – 1" x 3" x 24" Shor Assy. W/ straps	69
		Points and hardware	
	RPO-601	Chisel – 1" x 3"x 24 " Long Assy. W/ straps	76
		Points and hardware	
	RPO-602	Straps	8
	RPO-603	Point – Chisel Shank	5
	RPO-605	Chisel – 1" x 3"x 30" Short Assy. W/ straps	71
		Points and hardware	
	RPO-606	Chisel – 1" x 3"x 30" Long Assy. W/ straps	
		Points and hardware	



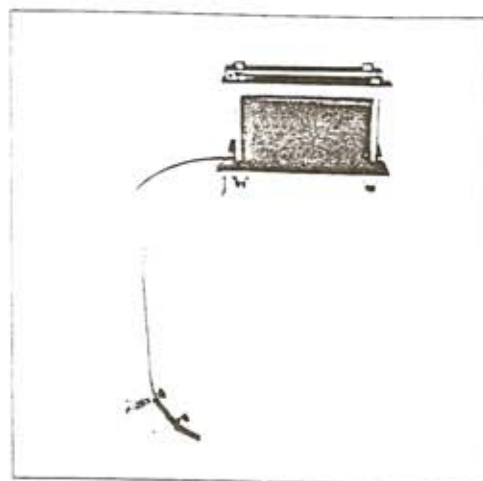
Short 446784



Long 446785

### RIGID CHISEL SHANKS

A 1 x 3" shank provides 24" vertical clearance. The long shank provides 16" fore-aft stagger for improved cult. vating action and trash clearance. Two 1/2" bolts with 2 1/4" spacing allow a wide variety of ground-working tools to be used with the rigid shank.



**DPR-600-GW  
GAUGE WHEEL  
TOOL CARRIER  
Parts List**

Ref No.	Parts No.	Description	Wt.
1	RPO-340	Crank Assy.	37
2	RPO-348	Clamp - Angle, R.H. Bottom	
3	RPO-349	Clamp - Angel, L.H. Bottom	
3A	CS34912-5	Bolt - $\frac{3}{4}$ NC x 9 $\frac{1}{2}$ Lg., GR5	2
	LW34	Lock Washer - Spring, $\frac{3}{4}$ NOM	
	N34	Nut - $\frac{3}{4}$ NC, HEX	
4	RPO-350	Bushing - Spacer	1
5	RPO-351	Strap - Angle, R.H. Top	
6	RPO-352	Strap - Angel, L.H. Top	
6A	CS34812-5	Bolt - $\frac{3}{4}$ NC x 8 $\frac{1}{2}$ Lg., GR5	
	LW34	Lock Washer - Spring, $\frac{3}{4}$ NOM	
	N34	Nut - $\frac{3}{4}$ NC, HEX	
7	RPO-353	Spacer Bushing	1
7A	CS123-5	Bolt - $\frac{1}{2}$ NC x 3 Lg., GR5	
	LW12	Lock Washer - Spring, $\frac{1}{2}$ NOM	
	N12	Nut - $\frac{1}{2}$ NC, HEX	
8	RPO-328	Adj. Screw Assy.	9
8A	RPO-231	Trunnion - Gauge Wheel	4
	RPO-341	Washer - Plain	
	SN34	Slotted Nut - $\frac{3}{4}$ NC, HEX	
	CP3162	Cotter Pin - 3/16 x 2 Long	
9	RPO-346	Spindle Assy.	45
10	RPO-347	Spindle - Slip In, Gauge Wheel	10
11	RPO-144	Seal - Hub	
12	RPO-145	Cup - Brg.	
13	RPO-146	Cone - Brg.	
14	RPO-163	Hub - With Cups	23
15	RPO-168	Bolt - Wheel, 9/16 NF	
15A	N916-F	Nut - 9/16 NF, HEX	
16	RPO-148	Cone - Brg.	
17	RPO-147	Cup - Brg.	
18	RPO-159	Washer - Spindle	
19	SN78-F	Slotted Nut - 7/8 NF, HEX	

**DPR-600-GW  
GAUGE WHEEL  
TOOL CARRIER  
Parts List**

<b>REF NO.</b>	<b>Part No.</b>	<b>Description</b>	<b>Wt</b>
19A	CP3162	Cotter Pin – 3/16 x 2" Long	
20	RPO-151	Dust Cap	
21	RPO-276	Wheel – 20 x 7, 8(9/16) ON 8" BCD	33

Pg. 2 of 2