

RPL SERIES



**3 POINT MOUNTING
'V' - DESIGN SUBSOILERS**

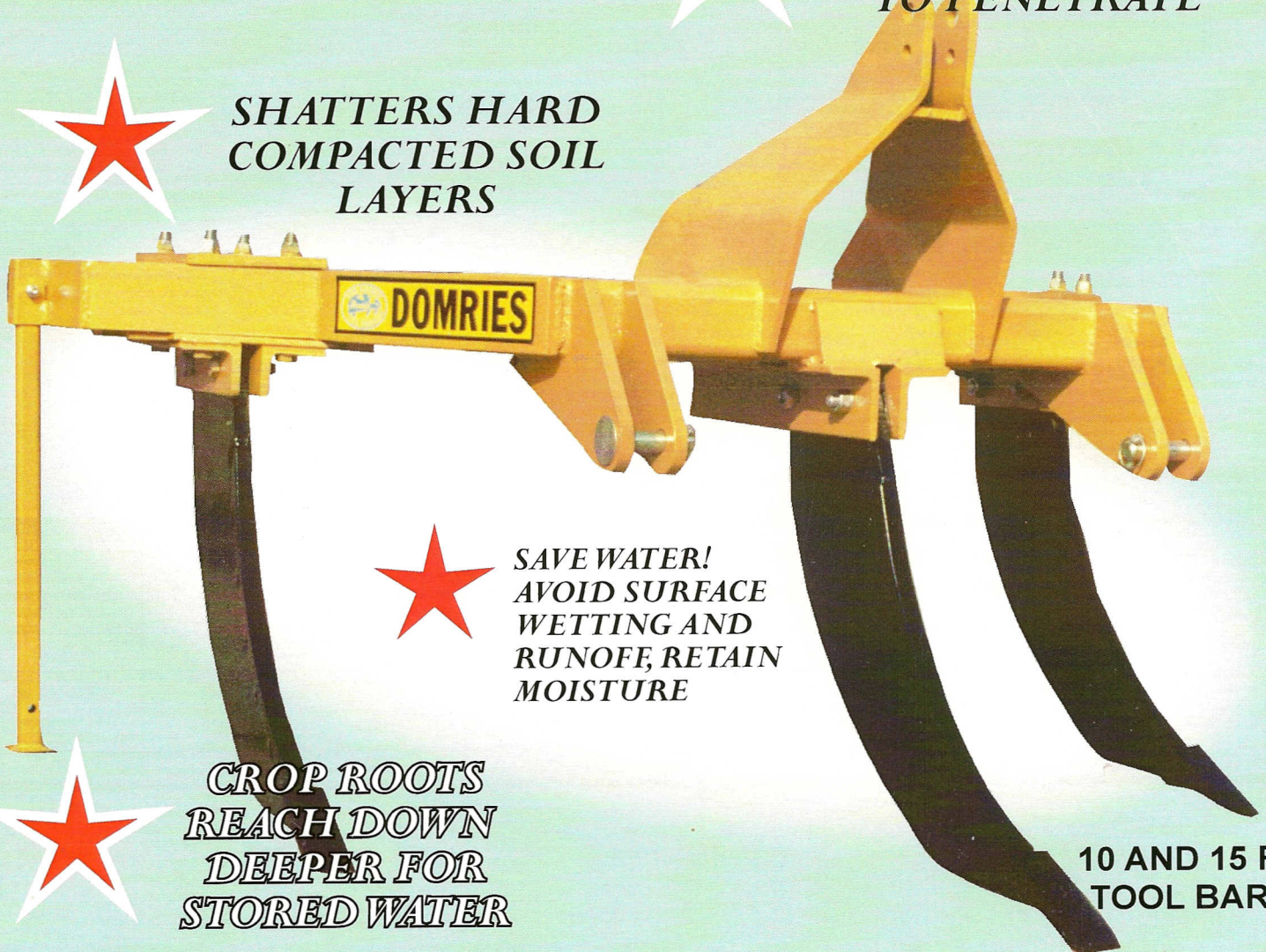
★ **ALLOWS MOISTURE
AIR AND NUTRIENTS
TO PENETRATE**

★ **SHATTERS HARD
COMPACTED SOIL
LAYERS**

★ **SAVE WATER!
AVOID SURFACE
WETTING AND
RUNOFF, RETAIN
MOISTURE**

★ **CROP ROOTS
REACH DOWN
DEEPER FOR
STORED WATER**


**10 AND 15 FT.
TOOL BARS**



DOMRIES ENTERPRISES, INC.
12281 Road 29
Madera, California
Phone (559) 673-9143
Fax (559) 673-4110
<http://www.domriesentinc.com>

The Deluxe Machine


RPL - 300 & 500 FEATURES



SUPPORT RAILS INSURE SHANK BRACKETS DO NOT LOOSEN OR BEND.



HI TENSILE STEEL REPLACEABLE SHINBAR PROLONGS THE LIFE OF THE SHANK.



SOLID CENTERPOCKET ACCEPTS 1" SHANKS.

STANDARD FEATURES

- Shank Shear Bolt. 2
- Replaceable Shank Point
- Replaceable Shank Shin.
- Chrome Alloy Shank Point
- 1" x 27" or 1" x 30" Plow Steel Shank.
- Two Support Stands
- Cat. #2 Hitch
- 4" x 8" x 3/8 Wall Structural Steel Tubing Frame
- Ripper Type Shank
- Adjustable Shank Spacing

OPTIONS

- 1 1/4 D Solid Tool Bar (MTD On The Square)
- Transport Rack (On Machine Storage Of Support Stands)
- Rear Utility Hitch (Single Lug or Clevis Type)

SPECIFICATIONS

MODEL NO.	NO. OF SHANKS	SIZE OF SHANKS	STYLE OF SHANK	OVERALL FRAME WIDTH	MAXIMUM SHANK CENTERS	HITCH CATEGORY	APPROX. WEIGHT
RPL-500-1-P66	3	1" x 27"	RIPPER	66"	30"	II	1,097
RPL-300-1	3	1" x 27"	RIPPER	73"	60"	II	1,000
RPL-300-2	3	1" x 30"	RIPPER	73"	60"	II	1,025
RPL-500-1	5	1" x 27"	RIPPER	95"	80"	II	1,395
RPL-500-2	5	1" x 30"	RIPPER	95"	80"	II	1,438



DOMRIES ENTERPRISES, INC.

12281 Road 29

Madera, California 93638

Phone (559) 673-9143 .FAX (559) 673-4110

Visit our website @ <http://www.domriesentinc.com>

SOLD BY

