




WHEEL TYPE - OFFSET DISC HARROWS



SERIES • OFNX • OFMX • OFWX

CUT WIDTHS

3 SERIES

3 Frames

9'9"

OFNX

70"

to

OFMX

86"

24'9"

OFWX

107"



High Quality
Farm Machinery
Since
1924

DOMRIES ENTERPRISES, INC.


12281 Road 29

Madera, CA 93638


Phone (559) 673-9143 Fax (559) 673-4110

visit our website at www.domries.com





SET BARS INSURE A POSITIVE NON SKID DEGREE OF ANGLE FOR FRONT AND REAR GANGS.
 GANG BAR HOLD UP BOLTS ARE GUIDED BY CHANNELS ON EACH SIDE OF THE DRAWBAR FOR POSITIVE CONTROL OF GANGS AND EASE OF ADJUSTMENT.



3 BAR GANG BEAMS FOR ULTIMATE IN STRENGTH. SELF ALIGNING TRUNNION BEARING ARE HELD BY 2 BEARING STRAPS INSIDE THE HEAVY DUTY BEARING BRACKET WHICH PROTECTS THE BEARING AND AFFORDS AN EASY DROP DOWN OF THE GANG FOR SERVICE. END WASHER HAS 3 HOLES TO ALLOW A BOLT ON SPOOL AND BLADE FOR EXTRA CUT WIDTH.

OFNX 70" FRAME OFMX 86" FRAME OFWX 107" FRAME



9'9" to
SEMI STUBBLE

OPTIONS

- BLADE CLEANERS
- BLADE EDGE & THICKNESS
- DURA FACED BLADES
- BOLT ON FURROW FILLER
- BOLT ON REAR UTILITY HITCH
- BOLT ON BLADE EXTENSIONS
- TRUNION MOUNTED TAPERED ROLLER BEARING



FEATURES

BEARINGS GREASABLE BALL BEARINGS IN HEAVY C FRAME. SELF ALIGNING TRIPLE LIP SEAL.

GANG RODS 1 3/4" SQ. HI CARBON STEEL.

WHEEL BEARINGS HEAVY 5,000 LB. RATED HUBS MFG. BY DOMRIES WITH TWO GREASE SEALS AND A GREASE BARR. AXLES ARE SLIP IN TYPE WITH LOCKING CROSS BOLT. WEAR SLEEVES ARE REPLACEABLE AND ELIMINATE WEAR AXLE.

DISC BLADES HIGH QUALITY INGERSOLL BLADES WITH CR ROLLED STEEL MFG. IN THE U.S.A. 28 x 5/16 NOTCHED BLADE IS STD. EQUIPMENT. DURA FACED BLADES GIVE UP TO THREE TIMES NORMAL WEAR AND ARE AVAILABLE IN ALL SIZES AND COMBINATIONS.

BLADE SPACING 10 1/2" AND 12" ALL OF ONE OR COMBINATION.

TAPERED DISCS TWO DECREASING DIAMETER BLADES ON REAR GANG ARE STD. EQUIPMENT.

GANG BEAMS THREE 3 1/2" SQ. HEAVY WALL TUBES.

DUAL WHEELS 15" x 8" AND 15" x 10" x 6 BOLT WHEELS WITH 9.5L AND 11L TIRES DETERMINED BY SIZE AND MODEL OF MACHINE.

HYDRAULICS 4" BORE WITH 16" STROKE.

HITCH A SERIES OF HOLES IN THE DOUBLE HITCH PLATE ALLOWS FAST ONE BOLT OFFSET ADJUSTMENT. THE SINGLE TUBE DESIGN PERMITS SHORTER TURNS BEHIND DUAL WHEEL TRACTORS.

TONGUE JACK STD. EQUIPMENT CLAMP ON TYPE.

FRAME 4 X 8 STEEL TUBE BRACED AND ELECTRIC WELDED.

GANG ANGLE SET BARS ANGLES FROM 16° TO 30° WITH NON SLIP SET BARS AND DROP PINS.

LEVELING LINKAGE KEEPS DISC LEVEL IN ALL STAGES FROM DISCING TO TRANSPORT. EASY ADJUSTMENT TO TRACTOR HITCH HEIGHT IS MADE WITH FRONT FRAME TOP LIP. ALL SETTINGS ARE CUSHIONED FROM SHOCK BY TWO HEX COMPRESSION SPRINGS.

TRANSPORT SAFETY A HEAVY CROSS PIN TAKES ALL OF THE MACHINE WEIGHT OFF OF THE HYDRAULIC CYLINDER WHEN TRANSPORTING. DOMRIES SCISSOR LINKAGE ALLOWS FOR FREEDOM OF CYLINDER MOVEMENT WITHOUT DAMAGE TO DEPTH CONTROL WHEN NOT IN USE. PIN HAS STORAGE RACK.

TONGUE A SINGLE PIECE OR CLEVIS "U" TONGUE IS AT YOUR OPTION.



DUAL SPRINGS CUSHION LEVELING DEVICE WHILE WORKING OR IN TRANSPORT. HITCH TOP LINK ADJUST MACHINE TO DESIRED LEVEL THEN MAINTAINS THIS SETTING THRU ALL STAGES OF RAISING AND LOWERING.



24'9"
DISCS

Domries SEMI STUBBLE DISC

70" FRAMES

MODEL OFNX-1212

12" SPACING FRONT & REAR

MODEL	ASAE WIDTH OF CUT	NO. OF BLADES	NO. OF BEARINGS	WORKING WEIGHTS			APPROX. DRAWBAR POWER		
				MACHINE	PER BLADE	PER FT.	H.P. 4 M.P.H.	H.P. 6 M.P.H.	LBS. PULL
OFNX-1212-2482	12'1"	24	8	7608	317	630	92	138	8,640
OFNX-1212-2682	13'1"	26	10	7859	302	600	96	144	8,973
OFNX-1212-2882	14'0"	28	10	8303	297	593	101	152	9,941
OFNX-1212-3082	15'0"	30	12	8867	296	591	108	162	10,135
OFNX-1212-3282	16'0"	32	12	9226	288	577	112	169	10,944
OFNX-1212-3282	16'11"	34	12	9493	273	549	116	174	10,847
OFNX-1212-3682	17'11"	36	14	9939	275	552	121	182	11,355

MODEL OFNX-1210

12" FRONT 10 1/2" REAR SPACING

MODEL	ASAE WIDTH OF CUT	NO. OF BLADES	NO. OF BEARINGS	MACHINE	FR		R	PER BLADE	PER FT.	H.P. 4 M.P.H.	H.P. 6 M.P.H.	LBS. PULL
					FR	R						
OFNX-1210-2682	12'6"	26	9	7,882	317	291	631	96	144	9,015		
OFNX-1210-2882	13'4"	28	11	8,113	302	279	608	99	148	9,277		
OFNX-1210-3082	14'2"	30	11	8,553	296	275	604	104	156	9,781		
OFNX-1210-3282	15'1"	32	12	9,008	296	269	597	110	165	10,297		
OFNX-1210-3382	15'11"	33	12	9,185	296	264	577	112	168	10,501		
OFNX-1210-3582	16'9"	35	13	9,462	288	255	565	115	173	10,816		
OFNX-1210-3782	17'7"	37	13	9,681	273	253	551	118	177	11,075		
OFNX-1210-3982	18'6"	39	15	10,255	275	253	554	125	186	11,720		

MODEL OFNX-1010

12" FRONT 10 1/2" REAR SPACING

12	8,148	291	652	99	149	9,317
12	8,370	279	628	102	153	9,570
12	8,800	275	622	107	161	10,061
12	9,146	269	606	111	167	10,450
12	9,504	264	591	116	174	10,853
14	9,697	255	579	118	177	11,075
14	10,120	253	575	123	185	11,544


OFNX-1010-2882	12'6"	28	
OFNX-1010-3082	13'4"	30	
OFNX-1010-3282	14'2"	32	
OFNX-1010-3482	15'1"	33	
OFNX-1010-3682	15'11"	35	
OFNX-1010-3882	16'9"	37	
OFNX-1010-4082	17'7"	39	

DOMRIES RESERVES THE RIGHT TO MAKE CHANGES AND/OR IMPROVEMENTS IN DESIGN AND CONSTRUCTION OF PARTS OR SPECIFICATIONS SHOWN HEREIN WITHOUT NOTICE OR OBLIGATION.

*DRAW BAR HORSE POWER

DOMRIES MACHINERY

SOLD BY



DOMRIES ENTERPRISES, INC

12281 Road 29

Madera, California 93638

Phone (559) 673-9143 • FAX (559) 673-4

Visit our Web-Site at www.domries.com